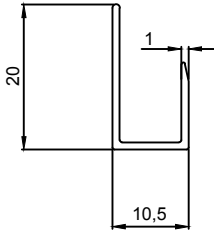
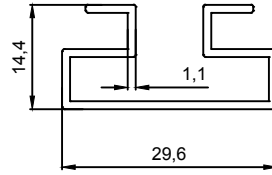


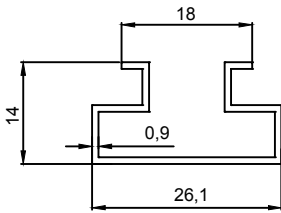
# Raf Profilleri



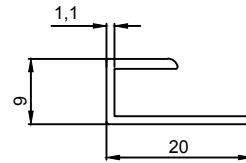
**2900**  
0,108 Kg/m



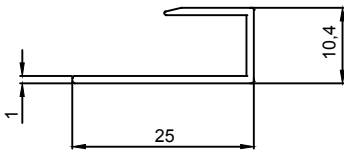
**2901**  
0,254 Kg/m



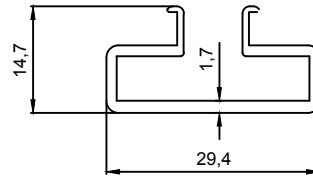
**2902**  
0,176 Kg/m



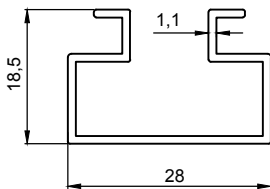
**2903**  
0,114 Kg/m



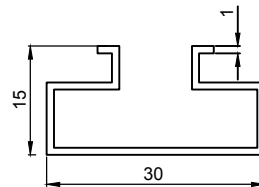
**2904**  
0,121 Kg/m



**2905**  
0,292 Kg/m



**2906**  
0,255 Kg/m



**2907**  
0,217 Kg/m